

PINTEREST

Pinterest is a website where users can upload, save, sort, and manage images, known as pins, and other media content (e.g., videos) through collections known as pinboards. Pinterest acts as a personalized media platform.

TABLE OF CONTENTS

Creating an Account

- Sign Up on a Mobile Device
- Additional Sign Up Information
- Privacy Settings

Navigating Around Your Account

Creating a Following

- Linking Facebook Friends/Email Contacts
- Recommended Accounts to Follow

Creating a Post

Social Media Terms

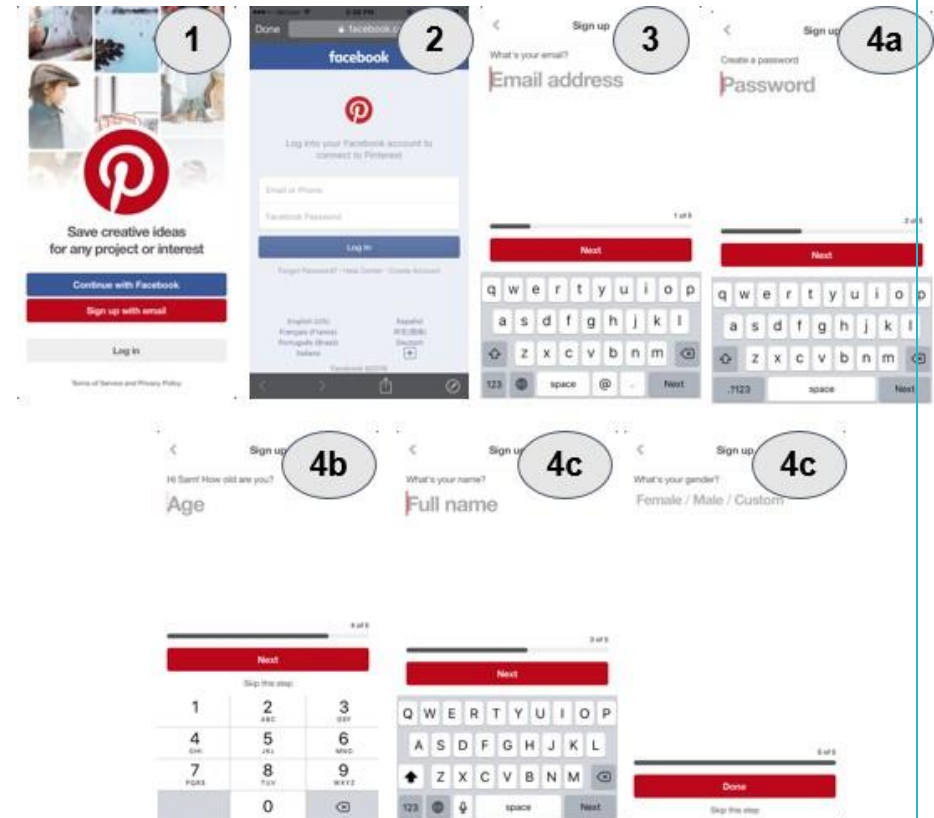
CREATING AN ACCOUNT

Download the Pinterest app for IOS Apple from the App store, Android from Google Play Store or Windows Phone from the Windows Phone Store.

Mobile Device:

Once the app is installed, tap the icon to open it


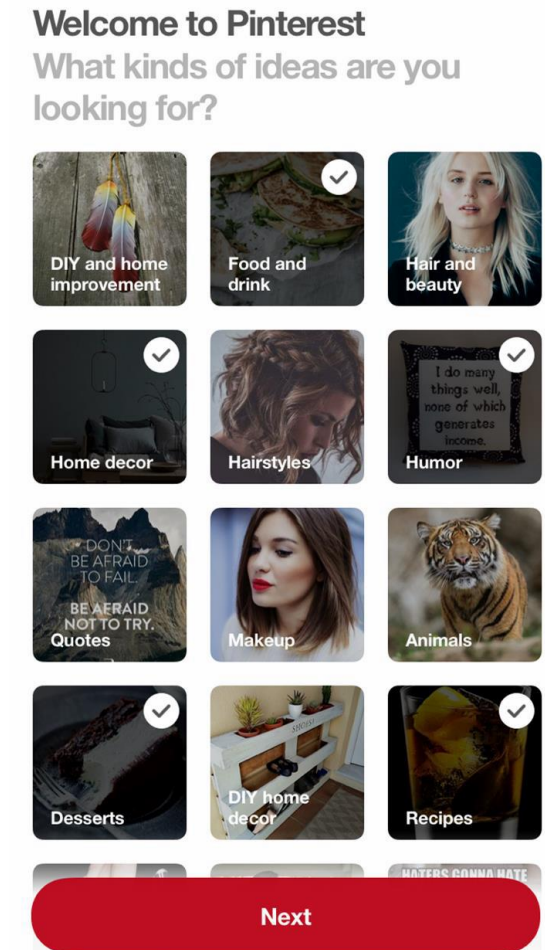
1. Tap **'Continue with Facebook'** or **'Sign up with email.'**
2. **Continue with Facebook:** **'Continue with Facebook'** Enter the email and password associated with your Facebook account on the next page.
3. **Sign up with email:** Enter your **Email Address** on the first page, and click "Next".
4. On the following pages, creating a **Password**, enter your **Age**, **Full Name**, and **Gender**.



CREATING AN ACCOUNT

Additional Sign-Up Information

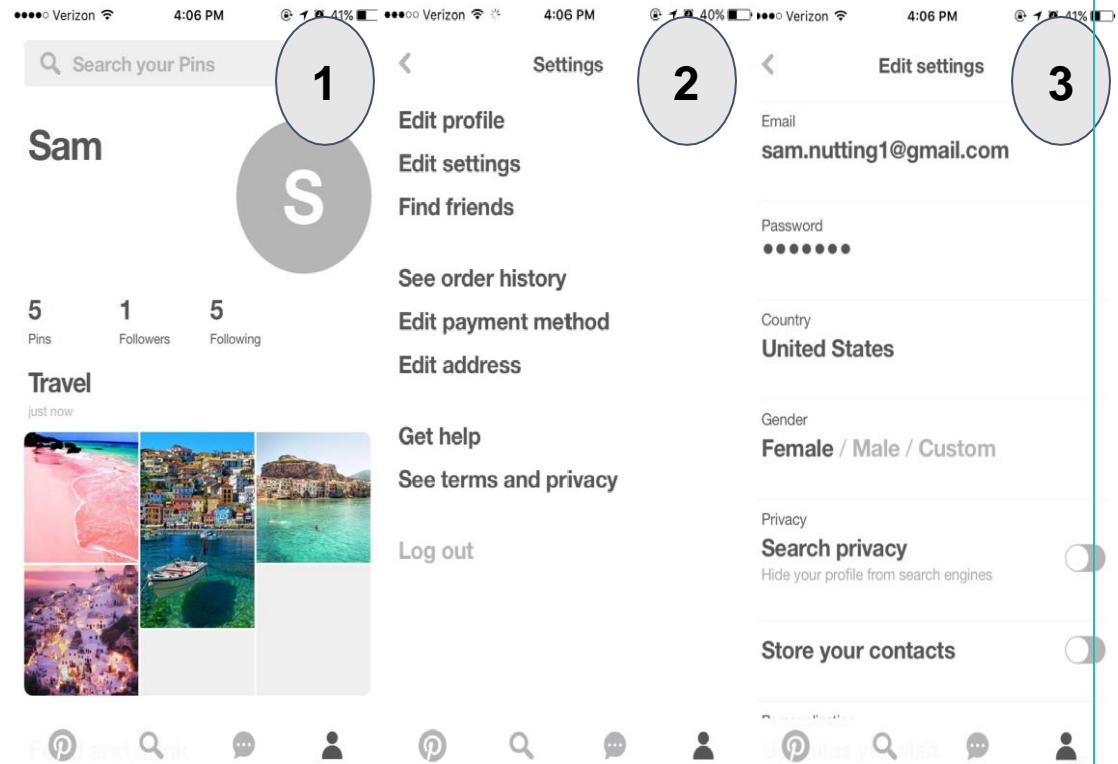
1. Let Pinterest know your **Interests** by selecting at least 5 of the given categories. This page will come after completing the sign-up process.
2. A confirmation email will come from Pinterest to **Verify your Email**. Open up this email and click “Confirm your email” to complete the verification.



CREATING AN ACCOUNT

Privacy Settings:

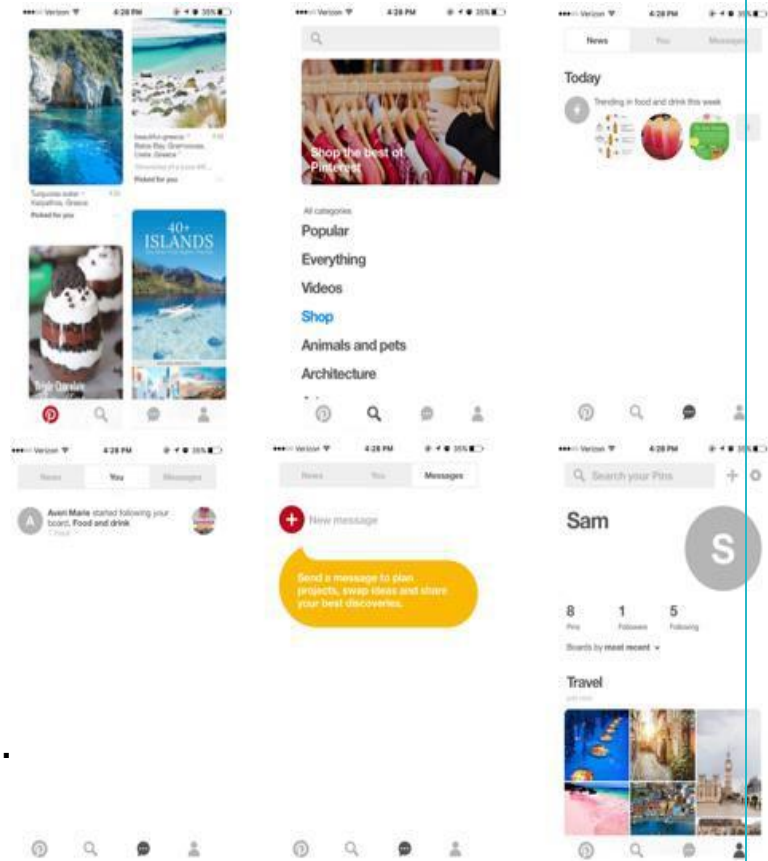
1. First go to your Profile Page (Person Icon)
2. Click on “Edit Settings”
3. On this page you will see a switch for “Search privacy.” Automatically this switch will be off, but you may turn it on if you like. Turning this setting on, will enable only people you approve to be your follower to see your Pins and Pinboards. We recommend keeping this setting off, as your content with a Public account is searchable by keywords and #hashtags.



NAVIGATING AROUND YOUR ACCOUNT

Navigate Pinterest using the **4 menu icons** along the bottom.

1. **News Feed (“P” Icon):** Displays the pins of people you follow as well as your own.
2. **Search (Magnifying Glass):** Display trending pins as well as a list of categories to search from. This page allows you to search Pins via keyword or #hashtag in the search bar at the top.
3. **Notifications (Message Bubble):** Has 3 sections: “News,” “You,” and “Messages.”
 - News: Shows what is trending on Pinterest today
 - You: Notifies when users follow your Profile or Pinboard.
 - Messages: Send direct messages to other users here.
4. **Profile (Person Icon):** Display all your **Pinboards**, as well as your **Followers/Following**. Here you can also find the **Settings**.



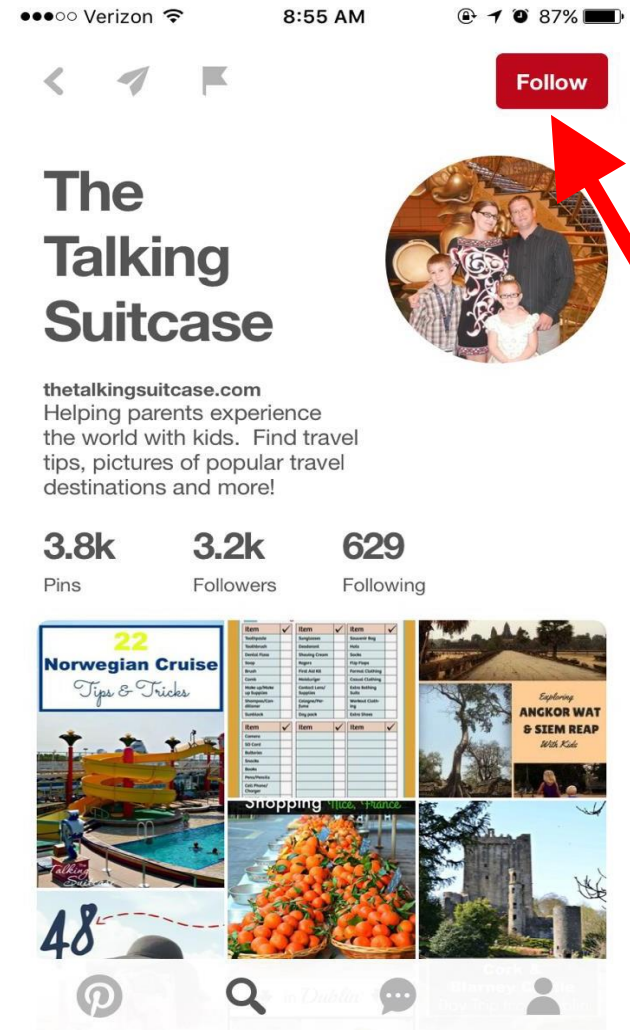
CREATING A FOLLOWING

If you choose to sign up with Pinterest using Facebook, you will have the option to follow your Facebook friends that also have a Pinterest account.

If you choose to sign up with Pinterest using your Email, you will have the option to follow contacts that also have a Pinterest account.

Linking your interests during the sign-up process is important to letting Pinterest know what you are interested in.

To follow any user, go to their Profile and click the red “Follow” button in the upper right corner. Their pins will then populate your Newsfeed.



CREATING A FOLLOWING

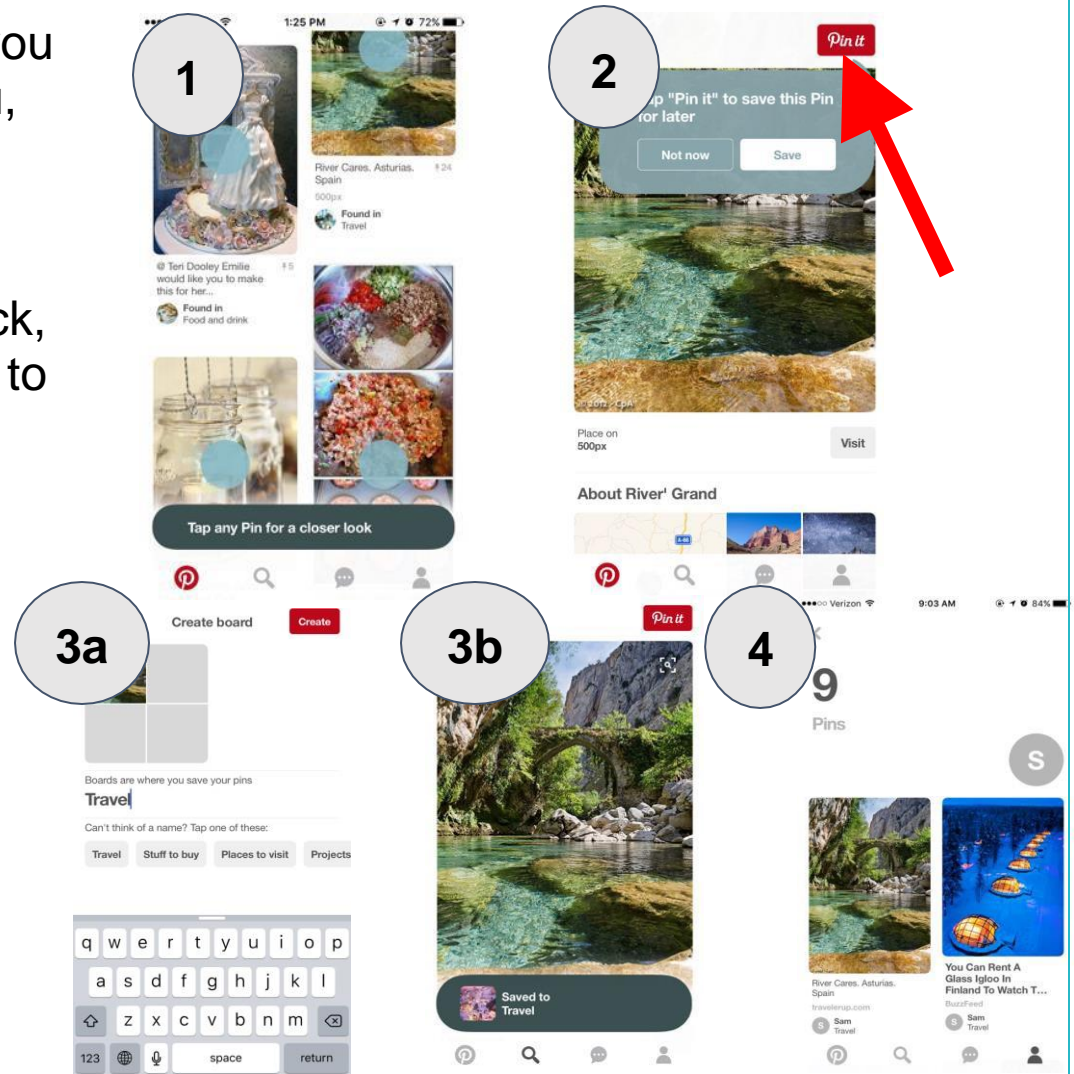
Recommended Suppliers to Follow:

To stay up-to-date on all the latest news related to travel, we suggest that you follow these accounts:

- TravelLeaders
- PleasantHolidays
- Disney
- PrincessCruises
- RoyalCaribbean
- SandalsResorts

CREATING A POST

1. When scrolling through your Newsfeed, you may come across a Pin that interests you, that you want to add to one of your Pinboards.
2. Tap the Pin to take a closer look, and click, "Pin it" in the upper right corner to save it to one of your Pinboards.
3. Either choose an existing Pinboard or Create a Board to save it to.
4. Go to your homepage to see the recently pinned item.



PINTEREST - SOCIAL MEDIA TERMS

- **App:** A program designed to run on a mobile device.
- **Hashtag:** On Pinterest, Facebook, and other social media platforms, the # symbol, called a hashtag, is used to mark keywords on topics in a post. It was created as a way to categorize messages.
- **Repon:** A reposting of someone else's pin.
- **News Feed:** A term that describes how a user can see updates of friends.
- **Direct Message:** A message sent directly from another user to you, can only be viewed by the people who are included in the message group.